



*Solar-energy monitoring solutions for  
research, resource assessment, and  
performance validation*





For over 40 years, **Campbell Scientific** has been a worldwide leader in designing and manufacturing rugged measurement and control dataloggers and monitoring systems in environmental, research, and industrial applications.



Campbell Scientific designs, manufactures, and sells rugged dataloggers, data-acquisition systems, and measurement and control products used worldwide in environmental, research, and industrial markets. The company was established in 1974, with its corporate headquarters in Logan, Utah, United States. The majority of Campbell Scientific products are manufactured at its U.S. facility, which employs over 300 people in engineering, production, marketing, and administration departments.

Campbell Scientific products are known for their flexibility, precision measurements, and dependability—even in harsh, remote environments. In addition to a family of powerful dataloggers, Campbell Scientific offers a variety of related product lines for the measurement field, including sensors and devices for the collection, storage, communication, and retrieval of data. Using these components, Campbell Scientific employees work with customers to configure unique data-acquisition and measurement and control systems that meet specific instrument and application needs.




## Contents

- 3 Systems Integrated**
- 4 Systems Overview**
- 6 Operational Assessment Power Performance**
- 10 Resource Assessment**
- 12 CRSI2 Soiling Index Datalogger**
- 16 Sensors**
- 19 Solar Resource Assessment Case Study**
- 20 Global Sales & Support Network**





## Systems Integrated



RELIABLE  
SINCE 1974  
MONITORING

Campbell Scientific integrated measurement systems deliver the highest quality, highest data availability data sets, reliably in any weather condition in easy to install, easy to maintain packages. Systems are built using best-practice design and implementation

methodology from industry and the knowledge gained from over 40 years of developing the world's most reliable, rugged, and trusted measurement and control dataloggers available.

### Benefits and Features

<p><i>Best-practice, experienced designs making met towers the easiest part of the project</i></p> <ul style="list-style-type: none"> <li>› No programming</li> <li>› No assembly</li> <li>› No wiring</li> <li>› No time wasted</li> </ul>	<p><i>Laboratory quality measurements in the field</i></p> <ul style="list-style-type: none"> <li>› 24-bit (50 nV) resolution</li> <li>› -55° to 85°C</li> <li>› 50/60Hz noise rejection</li> <li>› Input/excitation reversal</li> <li>› Time synchronization</li> <li>› Self-calibration</li> <li>› Low power</li> </ul>	<p><i>Reliability</i></p> <ul style="list-style-type: none"> <li>› Industry's longest datalogger warranty period available</li> <li>› Any weather condition</li> </ul>
<p><i>Systems Integrated</i></p> <ul style="list-style-type: none"> <li>› We build it</li> <li>› We program it</li> <li>› We document it</li> <li>› We test it</li> <li>› We support it for the life of the product</li> </ul>	<p><i>Data Security</i></p> <ul style="list-style-type: none"> <li>› Multifactor authentication</li> <li>› Data encryption</li> <li>› Secured access</li> </ul>	<p><i>Extreme Flexibility</i></p> <ul style="list-style-type: none"> <li>› Any measurement</li> <li>› Any sensor configuration</li> <li>› Any input power</li> <li>› Any backup power size</li> <li>› Any data collection method</li> </ul>



Campbell Scientific Australia | 411 Bayswater Road | Garbutt, QLD 4814 | +61 (0)7 4401 7700 | [www.campbellsci.com.au](http://www.campbellsci.com.au)  
USA | AUSTRALIA | BRAZIL | CANADA | CHINA | COSTA RICA | FRANCE | GERMANY | SE ASIA | SOUTH AFRICA | SPAIN | UK

© 2016  
Campbell Scientific, Inc.  
May 31, 2016

More info: +61 (0)7 4401 7700

[campbellsci.com.au](http://campbellsci.com.au)





## Solar Energy

Systems for Solar Resource Assessment, Power Performance, and Advanced Monitoring






RELIABLE  
SINCE 1974  
MONITORING

Campbell Scientific offers automated data-acquisition systems specifically designed for solar monitoring applications. Preconfigured systems, designed to meet CAISO standards for solar telemetry, are available for photovoltaic and concentrated solar technology

projects of all sizes. Our engineers work closely with the customer to design highly customized stations, advanced research and development stations, and custom application programming interfaces (API) for data collection.


### MAJOR SYSTEMS

	Measurements		Datalogger	Power	Communications
	Typical	Optional			
<b>SOLAR800</b> Complete MET Solution for Solar Resource Assessment 	Global Horizontal Irradiance (GHI), Plane-of-Array Irradiance (POA), air temperature, wind speed, wind direction, precipitation, solar position	relative humidity, barometric pressure	CR800	AC, DC, or solar	Modbus, cellular, email, DNP3, FTP
<b>SOLAR1000*</b> Operational Met Station for Solar Energy Producing Utilities 	Global Horizontal Irradiance (GHI), Plane-of-Array Irradiance (POA), back-of-solar panel temperature, wind speed, wind direction, air temperature, relative humidity, barometric pressure, precipitation, solar position	DC current and voltage (string and/or module), visibility, electric field, cloud height, short circuit current, module soiling, surface moisture	CR1000, CR800, CR3000	AC, DC, or solar	Modbus, cellular, email, DNP3, FTP, TCP/IP, fiber optic, radio, serial, field display, satellite, Wi-Fi
<b>SOLAR1000-SCE*</b> Operational Met Station for Solar Energy Producing Utilities; meets CAISO, SCE compatible 	Global Horizontal Irradiance (GHI), Plane-of-Array Irradiance (POA), diffuse radiation, back-of-solar panel temperature, wind speed, wind direction, air temperature, relative humidity, barometric pressure, precipitation, solar position	DC current and voltage (string and/or module), visibility, electric field, cloud height, short circuit current, module soiling, surface moisture	CR1000, CR3000	AC, DC, or solar	Modbus, cellular, email, DNP3, FTP, TCP/IP, fiber optic, radio, serial, field display, satellite, Wi-Fi

More info: +61 (0)7 4401 7700

[campbellsci.com.au/solar-energy](http://campbellsci.com.au/solar-energy)



	Measurements		Datalogger	Power	Communications
	Typical	Optional			
<b>CSP100*</b> Highest accuracy solar monitoring solution with 2-axis sun tracker 	Direct Normal Irradiance (DNI), Diffuse Horizontal Irradiance (DIFF), Global Horizontal Irradiance (GHI), wind speed, wind direction, air temperature, relative humidity, barometric pressure, precipitation, solar position	visibility, cloud height, spectral irradiance	CR1000, CR3000	AC, DC, or solar	Modbus, cellular, email, DNP3, FTP, TCP/IP, fiber optic, radio, serial, field display, satellite, Wi-Fi
<b>RSR100</b> Rotating Shadow-band Radiometer 	Global Horizontal Irradiance (GHI), Diffuse Horizontal Irradiance (DIFF), Plane-of-Array Irradiance (POA), Direct Normal Irradiance (DNI), back-of-module temperature (BOM), solar position/air mass, wind speed, wind direction, air temperature, relative humidity, barometric pressure, precipitation	string current and voltage	CR1000 CR800	AC, DC, or solar	Modbus, cellular, email, DNP3, FTP, TCP/IP, fiber optic, radio, serial, field display, satellite, Wi-Fi
<b>SMP100</b> Solar module performance solutions, including Soiling 	module current, module voltage, back-of-panel temperature, short-circuit current, wind speed, irradiance, solar position	string current and voltage, spectral irradiance	CR1000 CR800	AC, DC, or solar	Modbus, cellular, email, DNP3, FTP, TCP/IP, fiber optic, radio, serial, field display, satellite, Wi-Fi
<b>SOLAR300</b> Small to Medium Commercial Solar Monitoring Solution 	Global Horizontal Irradiance (GHI), Plane-of-Array Irradiance (POA), back-of-solar panel temperature, wind speed, wind direction	relative humidity, barometric pressure	CR300	AC, DC, or solar	Modbus, multidrop, cellular, TCP/IP, fiber optic, radio, satellite, Wi-Fi
<b>UTILITY-MET100*</b> Utility-Grade Weather Station for SCADA Operations 	air temperature, relative humidity, wind speed, wind direction, precipitation, barometric pressure, solar radiation	back-of-solar panel temperature	CR1000	AC, DC, or solar	Modbus, multidrop, cellular, TCP/IP, fiber optic, radio, satellite, Wi-Fi

\*Please note: Campbell Scientific Australia are unable at this time to provide mounting structure shown, however can recommend trusted integrators and partners who can assist in installation of solution.

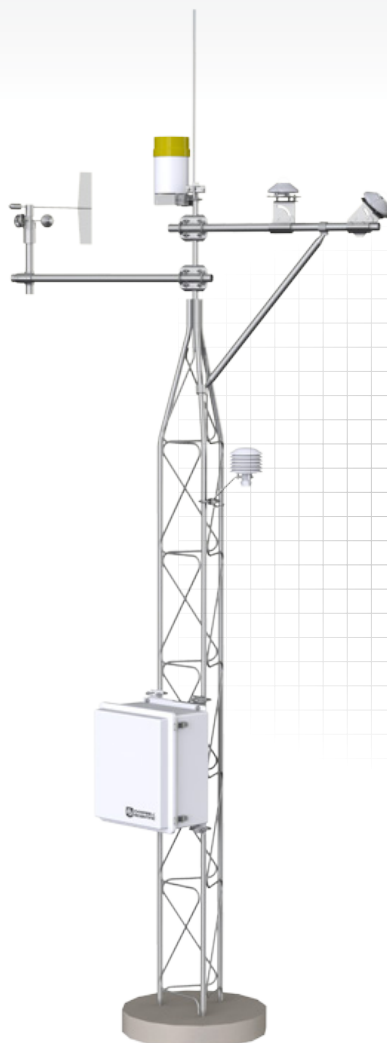




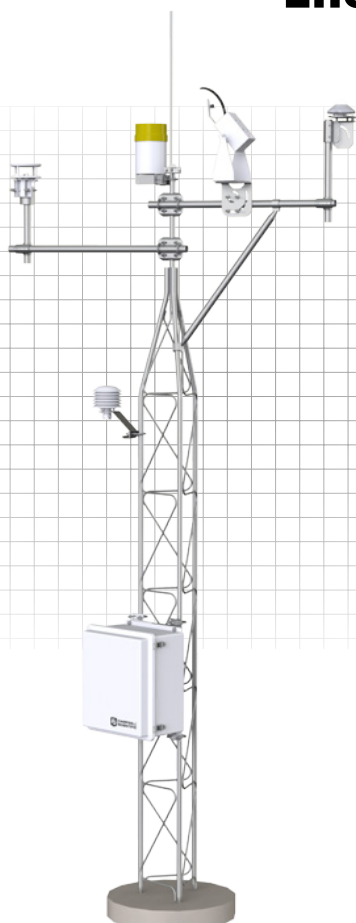
## Solar1000

Solar Monitoring Station

### Robust, Reliable, High Accuracy Operational MET Station for Solar Energy Producing Utilities



Solar1000  
Standard CAISO



Solar1000-SCE Meets  
CAISO, SCE Compatible



Solar1000 Customized for PG&E

## Overview

The Solar1000 is a configurable, turn-key solar measurement data acquisition station specifically designed to meet utility and industrial standards for solar monitoring applications, including power performance monitoring and operational assessment.

Built with fast to field features, delivered with complete system documentation including system drawings, wiring diagram, and installation guide, and supported by Campbell Scientific's experienced Application Engineers, the Solar1000 simplifies the high accuracy, high demand requirements of utility MET monitoring.

\*Please note: Campbell Scientific Australia are unable at this time to provide mounting structure shown, however we can recommend trusted integrators and partners who can assist in installation of solution.

### Configurable Any Spec or PPA

- |                              |                               |
|------------------------------|-------------------------------|
| • CAISO PIRP                 | • MidAmerican Energy          |
| • Southern California Edison | • Duke Energy                 |
| • Pacific Gas & Electric     | • NextEra Energy              |
| • San Diego Gas & Electric   | • Austin Energy               |
| • Arizona Public Service     | • Long Island Power Authority |

specs, questions, & quotes: +61 (0) 4401 7700

[www.campbellsci.com.au/solar1000](http://www.campbellsci.com.au/solar1000)



## Common Measurements Options

- Global Horizontal Irradiance (GHI)
- Plane of Array Irradiance (POA)
- Diffuse Horizontal Irradiance (DHI)
- Direct Normal Irradiance (DNI)
- Back of Module Temperature (BOM)
- Soiling
- Air Temperature
- Relative Humidity
- Wind Speed
- Wind Direction
- Precipitation
- Solar Position
- Barometric Pressure
- Visibility
- GPS Time and Position
- Snow Level
- Inclination/Position
- Sensor and Communication Fault Detection

## Common Features and Options

- SCADA Protocols (Modbus, DNP3, and others)
- One Second Measurement, Data Delivery and Storage
- Wireless SCADA Connectivity
- Ethernet Connectivity
- Cellular Connectivity
- Fault Detection and Reporting
- AC and/or Autonomous DC Power Supply
- Operator's Manual and Installation Guide
- Technical Sales and Commissioning Support
- Engineering Services Available
- Contract Manufacturing Services Available



## Any Configuration, Any Measurement, Any Data Transfer Media and Protocol

The Solar1000, based on the Campbell Scientific CR1000 Measurement and Control Datalogger, is completely customizable, allowing station configuration to meet your project's specifications, while retaining turn-key functionality. Nearly every aspect of the system is customizable, including sensors, communications, mounting, and power supply. Campbell Scientific dataloggers are the most versatile measurement platforms available. Any sensor can be measured and

the data can be retrieved and sent over many different media, using any number of different protocols.

Turn-key measurement solutions such as the Solar1000 are built using industrial best practice system fabrication methods to our client's specification. System documentation, including schematics, wiring diagrams, and installation guides are offered.





## Solar1000-SCE

SCE Compatible Solar Monitoring Station



## CAISO, SCE Compatible Operational MET Station for Solar Energy Producing Utilities

### Sensors / Equipment

- Heated Wind
- Air Temperature
- Relative Humidity
- Total Global Plane of Array Irradiation (one per collector plane)
- Total Global Horizontal Irradiation
- Diffuse Radiation
- Solar Altitude Angle
- Solar Azimuth Angle
- Precipitation
- Back of Module Temperature
- Soiling (Optional)

### Overview

The Solar1000-SCE is a meteorological station that meets or exceeds CAISO PIRP standards and is compatible with SCE Exhibit T Meteorological Station Specifications. Although offered as a turn-key package,

the Solar1000-SCE retains the powerful, module nature of the Campbell Scientific product line. Nearly every aspect of the station is customizable, including sensors, communications, mounting, and power supply.

### Features

- › Station designed to minimize field wiring errors and reduce deployment time
- › Wiring diagram, system drawings, and support documentation included
- › Technical sales and commissioning support from Campbell Scientific application engineers included
- › Station factory fabricated and tested prior to shipment

### Attributes

- › Campbell Scientific CR1000 or CR3000 Measurement and Control Datalogger
  - › Battery-backed system sized to allow data collection during power outages and network failure
  - › Any communication technologies such as TCP/IP, RS-485, fiber, cellular, satellite, and radio supported
  - › Compliant with Modbus, PakBus, and DNP3 protocols
  - › One second data delivery, storage, and management operation
- \*Please note: Campbell Scientific Australia are unable at this time to provide mounting structure shown, however we can recommend trusted integrators and partners who can assist in installation of solution.

specs, questions, & quotes: +61 (0) 4401 7700

[www.campbellsci.com.au/solar1000](http://www.campbellsci.com.au/solar1000)





## Typical Configuration

- 1 CR1000 Measurement and Control Datalogger
- 2 SCADA Connectivity via Modbus and DNP (wireless and remote options available)
- 3 Uninterruptible Power Supply (solar panels available)
- 4 Robust Instrumentation Tower and Mounting Hardware
- 5 Heated Wind Sensor
- 6 Air Temperature Sensor
- 7 Relative Humidity Sensor
- 8 Barometric Pressure Sensor
- 9 Total Global Plane of Array Irradiation Sensor (one per collector plane)
- 10 Total Global Horizontal Irradiation Sensor
- 11 Diffuse Radiation Sensor
- 12 Precipitation Sensor
- 13 Back of Module Temperature Sensor
- 14 Soiling (Optional)



## See Also

### Solar800

*Solar Resource Assessment Station with turn-key functionality and data collection*



### CSP100

*Power Plant Assessment Station with the best possible solar resource measurements.*




Campbell Scientific Australia | 411 Bayswater Road | Garbutt, QLD 4814 | +61 (0)7 4401 7700 | [www.campbellsci.com.au](http://www.campbellsci.com.au)  
USA | AUSTRALIA | BRAZIL | CANADA | CHINA | COSTA RICA | FRANCE | GERMANY | SE ASIA | SOUTH AFRICA | SPAIN | UK

© 2014, 2015  
Campbell Scientific, Inc.  
November 6, 2015



## CSP100

Concentrated Solar Power Monitoring System with 2-Axis Sun Tracker



High Accuracy

## Resource Assessment and Power Performance Monitoring for Concentrated Solar Power

### Common Measurements

- Direct Normal Irradiance (DNI)
- Diffuse Horizontal Irradiance (DIFF)
- Global Horizontal Irradiance (GHI)
- Wind Speed
- Wind Direction
- Air Temperature
- Relative Humidity
- Barometric Pressure
- Precipitation
- Solar Position

### Overview

The CSP100 is a turn-key automated data acquisition system specifically designed to meet CAISO meteorological station requirements of concentrated solar power generating facilities. It is recommended for assessing power plant performance, which requires the best possible solar resource measurements.

The CSP100 is field ready with features to minimize installation time and field wiring errors. Though offered as a turn-key package, nearly every aspect of the system is customizable, including sensors, communications, mounting, and power supply.

**\*Please note:** Campbell Scientific Australia are unable at this time to provide mounting structure shown, however we can recommend trusted integrators and partners who can assist in installation of solution.

### Benefits and Features

- › Contains a Campbell Scientific CR1000 Measurement and Control Datalogger
- › Provides the lowest uncertainty of the GH, DNI, and DIFF solar radiation measurements
- › Fast to field with industry-proven, high-accuracy sensors
- › Factory fabrication, programming, and testing minimizes field wiring errors and reduces deployment time
- › Meets CAISO required meteorological data points
- › Approved California ISO Remote Intelligent Gateway (RIG) for secure encrypted information transmission to CAISO
- › Complies with Modbus, PakBus, and DNP3 protocols
- › Supports nearly all communication technologies such as RS-485, fiber, TCP/IP, cellular, or satellite
- › Reference design: "Solar Resource and Meteorological Project (SOLRMAP)", NREL
- › Provides a modular, programmable, and customizable system
- › Provides a battery back system that allows data collection during power outages and network failure
- › Acts as single point data gateway for environmental, inverter, and meter data
- › Supports TCP/IP functionality, including: HTTP Get, HTTP Post, FTP server and client, TelNet server, PING, Micro serial server, DHCP client, DNS client, email send and receive
- › Supports Web Service API
- › Supports individual module and string level power measurements
- › Shipped with a quick-deploy installation guide and system schematics

specs, questions & quotes: +61 (0)7 4401 7700

[campbellsci.com.au/csp100](http://campbellsci.com.au/csp100)






## SOLAR800

Quick-Deploy Solar Resource Assessment Station

End-to-End

# Complete Meteorological Solution for Solar Resource Assessment



### Key Benefits

- The right measurements
- Easy and quick to deploy
- No specialized training
- Data automatically delivered

## Major System Components

### Configuration Software

- › Communication IP Addressing

### MET Station

- › Tripod
- › Power Supply
- › Cell modem and/or Ethernet interface

### MET Measurements

- › Solar Position
- › Global Horizontal Irradiance
- › Plane of Array Irradiance
- › Air Temperature
- › Wind Speed
- › Precipitation
- › Relative Humidity
- › Wind Direction
- › Barometric Pressure

## Overview

The SOLAR800 is a complete solar measurement data acquisition solution specifically designed for solar resource assessment. The SOLAR800 delivers the on-site observations essential for a thorough understanding of a project site's solar resource and variability.

The SOLAR800 is easy and quick to deploy, requiring no specialized training for proper installation and operation. Data is automatically sent to the client's server, cloud, SCADA, and/or FTP site.

specs, questions, & quotes: +61 (0)7 4401 7700

[www.campbellsci.com.au/solar800](http://www.campbellsci.com.au/solar800)





**RSR100***Rotating Shadowband Radiometer*

# Solar Resource Measurement System

with Rotating Shadowband Radiometer

## Measurements

- Global Horizontal Irradiance (GHI)
- Diffuse Horizontal Irradiance (DIFF)
- Plane-of-Array Irradiance (POA)
- Direct Normal Irradiance (DNI)\*
- Back of Module Temperature (BOM)
- Solar Position/Air Mass
- Wind Speed
- Wind Direction
- Air Temperature
- Relative Humidity
- Barometric Pressure
- Precipitation
- GPS position and time

\*Computed

## Overview

The RSR100, Rotating Shadowband Radiometer, offers a lower-cost option for providing solar measurements GH, DIFF, and DNI. The RSR100 system uses the fast response time of a Li-Cor photocell diode (10  $\mu$ s) coupled with the burst measurement (up to 2 kHz), control, and processing capability of a Campbell Scientific datalogger to measure GHI and DIFF solar irradiance and compute DNI.

The RSR100 is built around Irradiance, Inc.'s RSR2™ Rotating Shadowband Radiometer. The RSR2 is a second-generation instrument incorporating improvements in accuracy and mechanical reliability from collaborative research conducted at NREL, Sandia, and the University of Oregon Solar Monitoring Lab. Irradiance has manufactured over 500 RSR2 units operating across six continents.

## Benefits and Features

- › Contains a Campbell Scientific CR1000 Measurement and Control Datalogger
- › Fast to field with industry-proven design
- › Factory fabrication, programming, and testing minimizes field wiring errors and reduces deployment time
- › Complies with Modbus, PakBus, and DNP3 protocols
- › Provides a battery back system that allows data collection during power outages and network failure

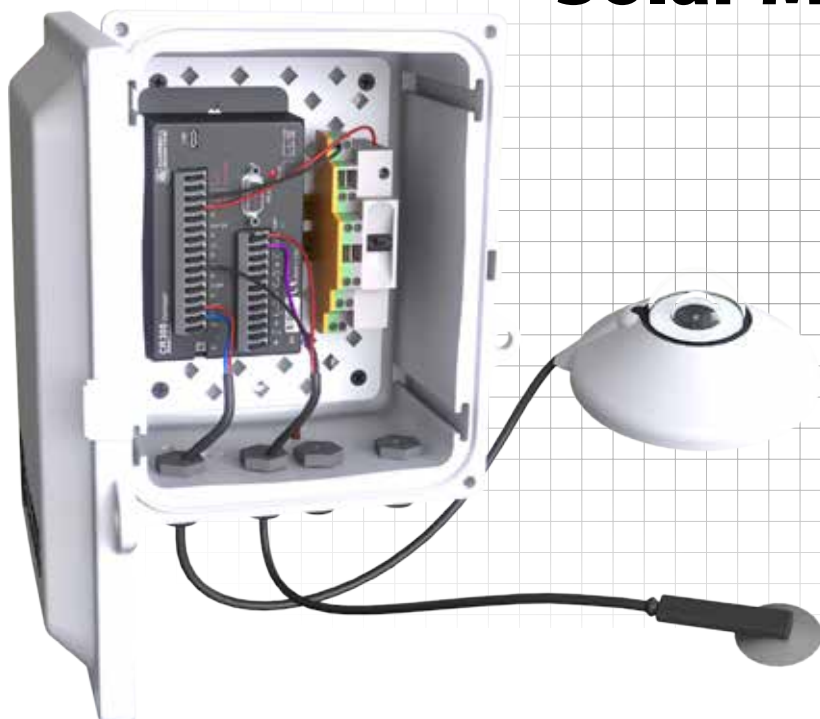
More info: +61 (0)7 4401 7700

[campbellsci.com.au/rsr100](http://campbellsci.com.au/rsr100)



# Commercial and Industrial Solar Monitoring Station

Simple, Flexible, Field-Ready



## Measurements

### Standard:

- Plane-of-Array Irradiance
- Back-of-Module Temperature

### Extended:

- Air Temperature
- Wind Speed
- Precipitation
- Global Horizontal Irradiance

## Overview

The SOLAR300 is a simple solar monitoring solution for commercial and industrial installations. This turnkey station is delivered field-ready, designed for quick and easy installation and commissioning. Critical parameters solar irradiance and back of module temperature(s) are measured and reported along with data quality and station perfor-

mance and operational status indication and feedback. Additional measurements; air temperature, wind speed, precipitation, and/or global horizontal irradiance are optional. The SOLAR300's data are obtained via Modbus RS-485 or TCP/IP, cellular modem, or using Campbell Scientific's LoggerNet Software package.

## Benefits and Features

- › High reliability and longevity with a Campbell Scientific CR300 Measurement and Control Datalogger
- › Easy, turn-key installation
- › Standard, off-the-shelf, station configurations
- › Customizable options to pin-point station specifications
- › Complete station factory test prior to shipment maximizes field-readiness
- › Battery-backed system for continuous data collection
- › RS-485, TCP/IP, cellular, Wi-Fi, and other wireless communication options



# Soiling Index Measurement Solution

Featuring advanced datalogger technology



## Overview

Soiling, the loss of PV module power output due to accumulation of dirt and/or snow on the panel surface, has become one of the most important operational issues of solar energy power plant performance. The CRSI2 Soiling Index Datalogger, provides solar energy professionals who are responsible for managing the performance of a

PV power plant with the information needed to evaluate and manage the impact of soiling. Soiling loss indices and soiling rate are calculated using industry standard methodologies. Raw data is stored and available for additional post-processing.

## Benefits and Features

- Purpose built Campbell Scientific datalogger
- Complete system easily integrates into any SCADA network or existing MET station
- Supports Modbus, DNP3, PakBus, data encryption, and Internet protocols
- No programming required
- Web interface for data viewing and simple configuration
- Soiling loss indices and soiling rate calculated using industry standard methodologies.
- Measurements of reference and test modules: short-circuit current, back of module temperature, and open-circuit voltage

## Technical Description

The CRSI2 Soiling Index Datalogger is designed to be at the heart of an independent soiling measurement station or as an add-on peripheral to any new or existing MET station. It supports many communication protocols such as Modbus, DNP3, PakBus, PakBus encryption and several internet protocols. Deployment/configura-

tion is simple and easy through a built-in web configuration page. The CRSI2 is delivered field ready and requires no programming. It will work with any user-supplied solar module up to 300 W or can be ordered with mini 20 W modules. Two highly accurate and rugged back-of-temperature sensors are included.





The CRSI2 measures short-circuit current ( $I_{sc}$ ), open-circuit voltage ( $V_{oc}$ ), and back of module temperature of two solar modules every 30 s by default (configurable)  $\pm 60$  min. of local solar noon. The CRSI2 evaluates (1) if the module power output is appropriate for calculating soiling index and (2) the stability of the atmospheric conditions. If the criteria are met, then effective irradiance is calculated, flagged and used for determining the soiling index. If all necessary and appropriate criteria are met, the soiling index is updated once daily.

Taking advantage of the extremely flexible Campbell Scientific datalogger platform, the CRSI2 offers additional soiling management solutions. Because many of our users want immediate feedback, the CRSI2 also provides a real-time index based on the typically very stable short-circuit current ratio. Additionally, raw measured data are stored and available for analyst and researchers who are looking to perform independent post-processing.

## Example Plot

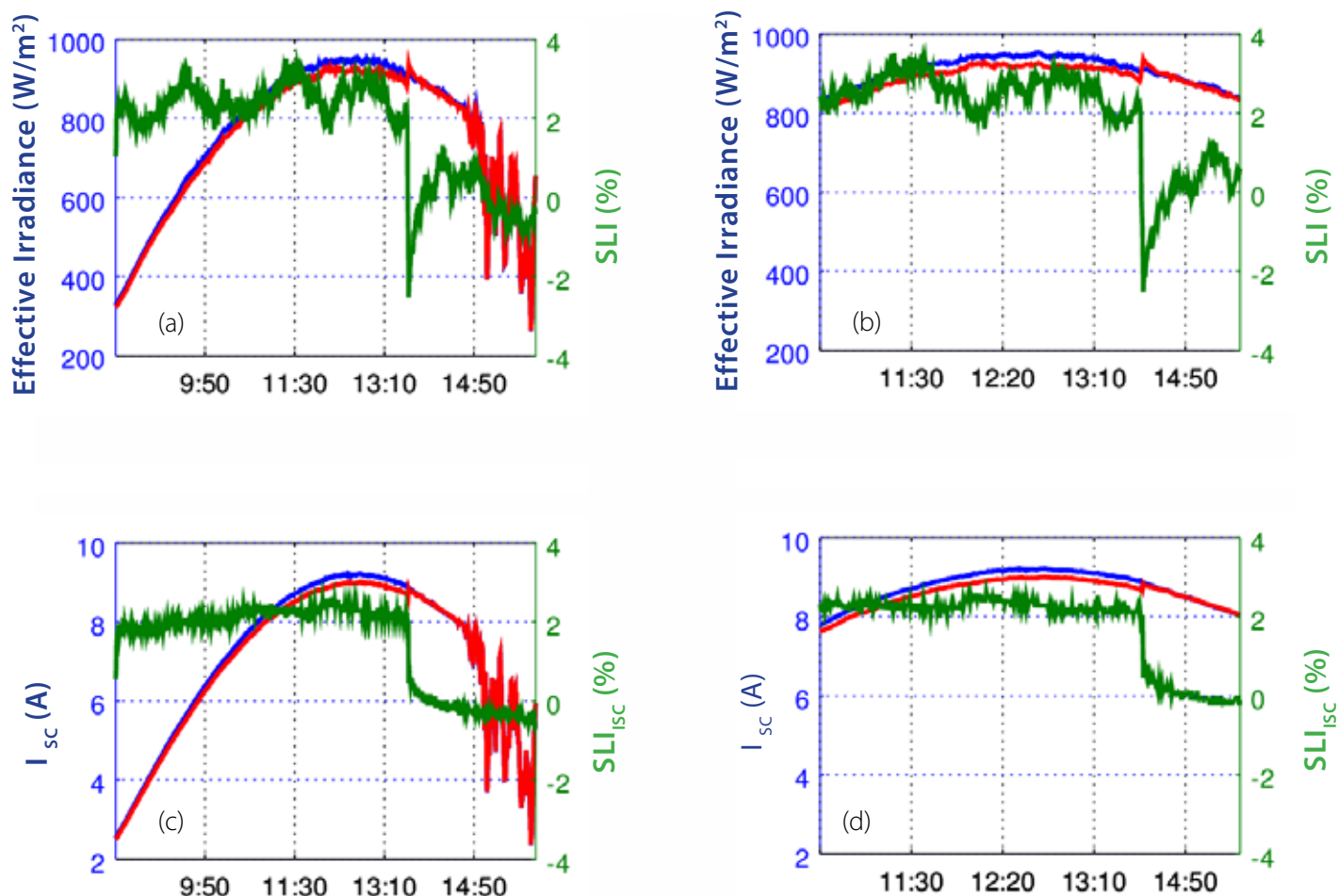


Figure 1: Example data file shows a cleaning event at  $\sim 1:30$  p.m. The tables on the right show stable subsets of data  $\pm 1$  hr of local solar noon. This data is used for long-term soiling index analysis. (a) and (b): Curve in blue is effective irradiance from the reference panel and the curve in red is the effective irradiance from the test panel. The green curve is the soiling index calculated from the ratio of these two. Higher value of SLI before 1:30 p.m. indicates loss due to soiling. (c) and (d): Curve in blue is short circuit current from the reference panel and the curve in red is the same quantity from the test panel. The green curve is the soiling index calculated from the ratio of these two. Higher value of SLI before 1:30 p.m. indicates loss due to soiling.

# Application Overview

Figure 2(a)

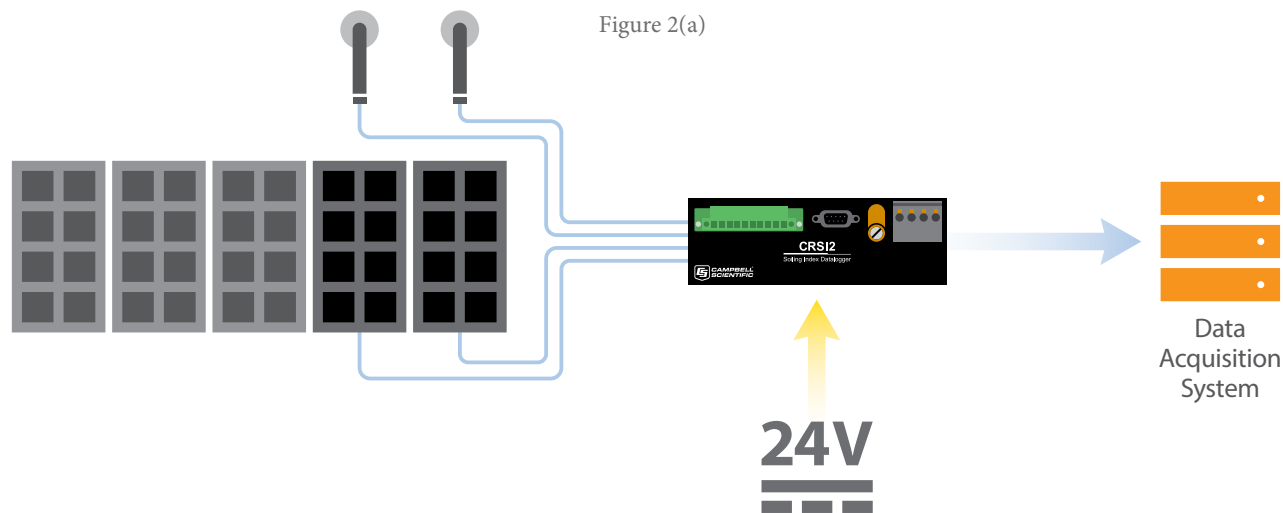


Figure 2(b)

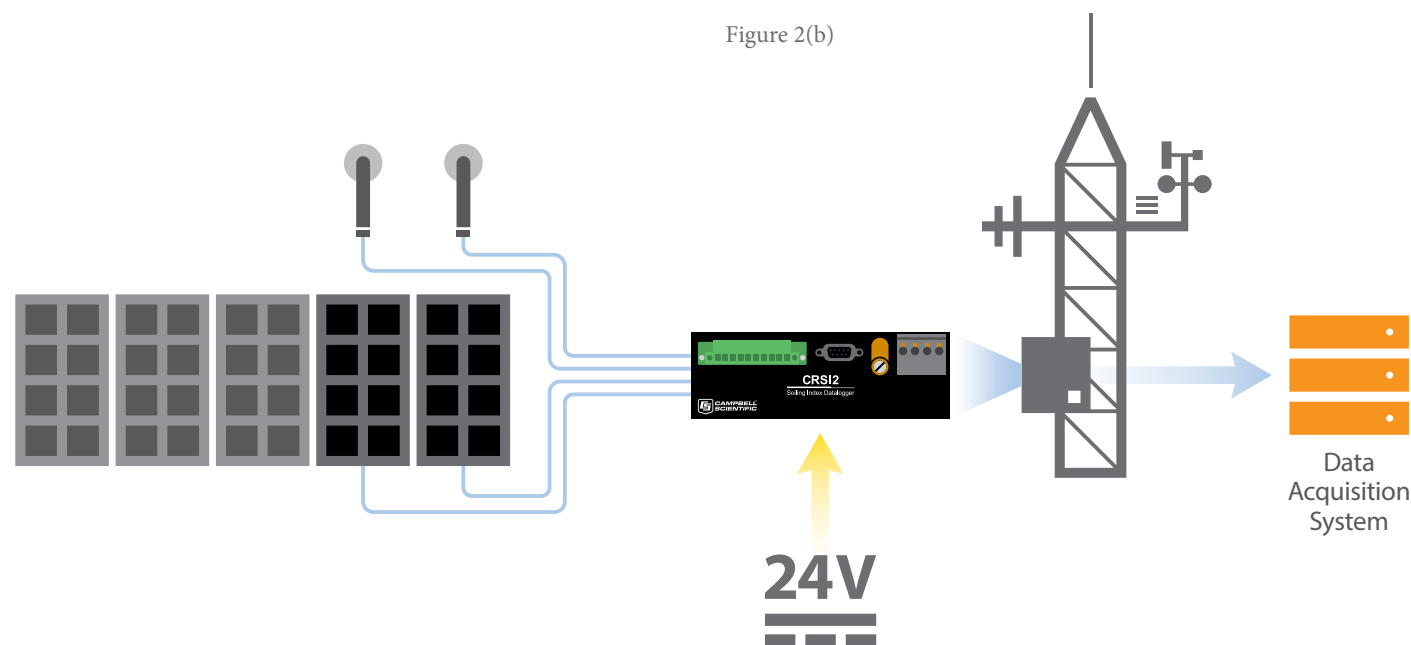


Figure 2: The CRSI2 can act as the system’s central measurement and control unit (a) or as a peripheral unit that is added to any new or existing solar meteorological monitoring system (b). Data transfer from the CRSI2 is simple. The CRSI2 supports many communication options, including; Internet protocols, Modbus, DNP3, SDI-12, PakBus, and PakBus encryption. (See Communications on the Specifications page for a complete list.) Data files (many file formats are available) are sent directly to the cloud via email or FTP, for example.



## Specifications

All CRSI2 dataloggers are tested and guaranteed to meet electrical specifications in a standard -40° to +70°C non-condensing environment. Datalogger recalibration is recommended every three years. System configuration and critical specifications should be confirmed with Campbell Scientific before purchase.

**SOILING LOSS INDEX:** can detect ~1%

**SOLAR MODULES:** up to 300 w crystalline or thin-film

**MAXIMUM VOLTAGE:** 50 V

**MAXIMUM CURRENT:** 20 A

**24-BIT ADC MEASUREMENT ACCURACY:** ~ 2  $\mu$ V

## VOLTAGE MEASUREMENTS

**INPUT RESISTANCE:** 5 G $\Omega$  ( $f_{N1}$  = 50/60), 300 M $\Omega$  ( $f_{N1}$  = 4000)

**DC COMMON MODE REJECTION:**

>120 dB with input reversal ( $\geq$ 90 dB without input reversal)

**NORMAL MODE REJECTION:** >71 dB @ 50 Hz, >74 dB @ 60 Hz

**RANGE AND RESOLUTION:**

Notch Frequency ( $f_{N1}$ ) (Hz)	Range <sup>1</sup> (mV)	Typical Resolution <sup>2</sup> (Differential w/Input Reversal)		Typical Resolution <sup>2</sup> (Differential w/o Input Reversal)	
		Effective Resolution		Effective Resolution	
		RMS $\mu$ V	bits	RMS $\mu$ V	bits
4000	-100 to +2500	23	16.8	33	16.3
	-34 to +34	3.0	14.5	4.2	14.0
400	-100 to +2500	3.8	19.4	5.4	18.9
	-34 to +34	0.58	16.8	0.82	16.3
50/60	-100 to +2500	1.6	20.6	2.3	20.1
	-34 to +34	0.23	18.2	0.33	17.7

**ACCURACY:**

0° to 40°C	-40° to 70°C
$\pm(0.04\%$ of reading + offset)	$\pm(0.1\%$ of reading + offset)

**OFFSETS:**

Range (mV)	Differential with Input Reversal ( $\mu$ V)	Differential without Input Reversal ( $\mu$ V)	Single-Ended ( $\mu$ V)
-100 to +2500	$\pm 20$	$\pm 40$	$\pm 60$
-34 to +34	$\pm 3$	$\pm 7$	$\pm 10$

**MEASUREMENT SPEED:**

(multiplexed measurement time (ms) \* reps + 0.8 ms)

$f_{N1}$ (Hz)	Multiplexed Measurement Time (ms)	
	w/Input Reversal	SE or w/o Input Reversal
4000	2.9	1.4
400	14.6	7.3
50/60	103	51.5

**DEFAULT SETTLING TIME:** 500  $\mu$ s

## COMMUNICATIONS

**INTERNET PROTOCOLS:** PPP, ICMP/Ping, Auto-IP(APIPA), IPv6, UDP, TCP, TLS, DHCP Client, SLAAC, DNS Client, Telnet

**ADDITIONAL PROTOCOLS SUPPORTED:** PakBus, SDI-12, Modbus RTU, Modbus ASCII, Modbus TCP/IP, DNP3. Custom user-definable over serial

**DATA FILE FORMATS:** CSV, XML, JSON, binary, encrypted

**USB:** USB micro-B device only, 2.0 full-speed 12 Mbps, for computer connection.

**RS-232:** female RS-232, 9-pin interface

**SERIAL (C1, C2):** 0 to 5 V output, 3.3 V input, 1200 to 115.2k bps

**SDI-12 (C1, C2):** Two independent SDI-12 V1.3 compliant terminals configurable as sensor or recorder

## SYSTEM

**CLOCK ACCURACY:**  $\pm 1$  min. per month

**CLOCK RESOLUTION:** 1 ms

**PROGRAM EXECUTION:** 100 ms to one day

## POWER REQUIREMENTS

**CHARGER INPUT (CHG):** 16 to 32 Vdc, current limited at 0.9 A. Power converter or solar panel input.

**EXTERNAL BATTERIES (BAT):** 12 Vdc, lead-acid 7 Ah battery, typical

**INTERNAL LITHIUM BATTERY:** 3 V coin cell CR2016 (Energizer) for battery-backed clock. 6 year life with no external power source.

**TYPICAL POWER REQUIREMENTS**

**SLEEP:** 1.5 mA

**ACTIVE 1 HZ SCAN WITH ANALOG MEASUREMENTS:** 5 mA

**USB POWER (USB):** For programming and limited functionality.

## COMPLIANCE

**CE:** All terminals tested to Class 4 levels (IEC 61000-4-5: 2013) for surge and (IEC 61000-4-2:2008) for ESD

**SHOCK AND VIBRATION:** ASTM D4169-09

**PROTECTION:** IP30

## WARRANTY

Three years against defects in materials and workmanship.








## Solar Energy Sensors & Components

Pyranometers, pyr heliometers, radiometers, reference cells, spectroradiometers & sun trackers



*Rugged, Reliable, and Ready for any Application*

RELIABLE  
SINCE 1974  
MONITORING

Campbell Scientific offers pyranometers, pyr heliometers, radiometers, reference cells, spectroradiometers, and sun trackers, all designed to

measure various aspects of the energy imparted by the sun on the Earth's surface.

### ISO SECONDARY STANDARD




		Features	Spectral Range	Sensitivity	Operating Temperature
<b>SR20<sup>a</sup></b>   ISO-Secondary Standard Pyranometer		<ul style="list-style-type: none"> <li>Low calibration uncertainty</li> <li>Reduced "zero offset A"</li> <li>Low temperature dependence</li> <li>Characterized temperature dependence</li> <li>Characterized directional response</li> <li>Built in dome heater</li> <li>Built in temperature sensor</li> </ul>	285 to 3000 nm	15 $\mu\text{V/W/m}^2$	-40° to +80°C
<b>SR25<sup>a</sup></b>   ISO-Secondary Standard Pyranometer		<ul style="list-style-type: none"> <li>Sapphire outer dome</li> <li>Negligible zero offsets</li> <li>Internal heater to suppress dew and frost deposition</li> <li>Highly suitable for diffuse measurements</li> <li>Best measurement accuracy</li> </ul>	285 to 3000 nm	15 $\mu\text{V/W/m}^2$	-40° to +80°C
<b>CMP10</b>   ISO-Secondary Standard Pyranometer		<ul style="list-style-type: none"> <li>Based on CMP11 technology</li> <li>Internal drying cartridge</li> <li>5-year warranty</li> </ul>	285 to 3000 nm	15 $\mu\text{V/W/m}^2$	-40° to +80°C
<b>CMP11</b>   ISO-Secondary Standard Pyranometer		<ul style="list-style-type: none"> <li>Temperature compensated detector</li> <li>Fast response time</li> <li>Low tilt error</li> <li>Excellent linearity</li> </ul>	285 to 2800 nm	7 to 14 $\mu\text{V/W/m}^2$	-40° to +80°C
<b>CMP21</b>   ISO-Secondary Standard Pyranometer		<ul style="list-style-type: none"> <li>Verified cosine response</li> <li>Verified temperature dependence</li> <li>Low dome IR offset error</li> <li>Excellent linearity</li> <li>Fast response time</li> </ul>	285 to 2800 nm	7 to 14 $\mu\text{V/W/m}^2$	-40° to +80°C
<b>CMP22</b>   ISO-Secondary Standard Pyranometer		<ul style="list-style-type: none"> <li>Most accurate pyranometer currently available</li> <li>Negligible thermal gradient zero-offset</li> <li>Lowest zero-offset due to FIR radiation</li> <li>Low directional error</li> <li>Wide spectral range</li> </ul>	285 to 2800 nm	7 to 14 $\mu\text{V/W/m}^2$	-40° to +80°C (<1%)
<b>SMP10<sup>a</sup></b>   ISO-Secondary Standard Pyranometer		<ul style="list-style-type: none"> <li>No change of desiccant for 10 years</li> <li>RS-485 Modbus communications</li> <li>Identical sensitivity and connections on every sensor</li> </ul>	285 to 2800 nm	2-wire RS-485 Modbus	-20° to +50°C (<1%) -40° to 70°C (<2%) (Range of specified temperature dependence of sensitivity)
<b>SMP11<sup>a</sup></b>   ISO-Secondary Standard Pyranometer		<ul style="list-style-type: none"> <li>RS-485 Modbus communications, 0 to 1 V or 4 to 20 mA</li> <li>Identical sensitivity and connections on every sensor</li> </ul>	285 to 2800 nm	2-wire RS-485 Modbus	-20° to +50°C (<1%) -40° to 70°C (<2%)
<b>MS-802<sup>a</sup></b>   ISO-Secondary Standard Pyranometer		<ul style="list-style-type: none"> <li>Fast response time (95% &lt; 5 s)</li> <li>Temperature compensated in a wide temperature range</li> <li>High quality optical glass for proper cosine response</li> <li>ISO 17025 Accreditation</li> </ul>	285 to 3000 nm	7 $\mu\text{V/W/m}^2$	-40° to +80°C

More info: +61 (0)7 4401 7700




[campbellsci.com.au/solar-energy](http://campbellsci.com.au/solar-energy)






## VENTILATION UNIT

		Features	Sensitivity	Operating Temperature
<b>VU01<sup>a</sup></b>   Ventilation Unit		<ul style="list-style-type: none"> <li>5 W and 10 W heaters on board, individually controllable</li> <li>Small footprint, compact design</li> <li>Fully specified, complies with ISO/TR 9901</li> </ul>	Heater: 5 and 10 W at 12 Vdc Vent: 7.8 W at 12 Vdc	-40° to 70°C
<b>CVF4-L</b>   Ventilation Unit		<ul style="list-style-type: none"> <li>Improved flow over the top of the dome</li> <li>Integrated 5.5 W heater</li> <li>New heater position and cover material reduce power requirement</li> <li>Replaces CVF3 ventilation unit</li> </ul>	Heater: 5.5 W at 12 Vdc Vent: 7.8 W at 12 Vdc	-40° to +70°C
<b>MS-802F<sup>a</sup></b>   ISO- Secondary Standard with Ventilation		<ul style="list-style-type: none"> <li>Ventilation and sensor combination</li> <li>Prevents/minimizes the effect of dew, rain, snow, ice, and dust</li> </ul>	120 V, 220 V, 240 V, 15 W	-40° to 50°C




## BACK OF MODULE TEMPERATURE

		Sensor	Measurement Description	Sensitivity	Operating Temperature
<b>110PV-L</b>   Surface-Mount Thermistor Rugged, Accurate		Thermistor with specially designed protective aluminum disk	Back of Module Temperature	+1°C	-40° to +135°C
<b>CS220-L</b>   Surface-Mount Type E Thermocouple		Type E Thermocouple meets ASTM E230-ANSI MC 96.1	Back of Module Temperature	+1°C	up to 260 °C
<b>CS223-L</b>   Surface-Mount Class A RTD		100 Ω DIN Class A RTD	Back of Module Temperature	±0.06 Ω or ±0.15 °C	-73° to +260 °C

## REFERENCE CELL

		Sensor	Measurement Description	Spectral Range	Sensitivity	Operating Temperature
<b>Si-01TC-T-K<sup>a</sup></b>   Reference Cell		General purpose mono-crystalline solar cell	Reference Cell	varies	1 mV/W/m <sup>2</sup>	-20° to +70°C
<b>ESTI<sup>a</sup></b>   Reference Cell		User-supplies cell or chooses between mono or poly reference cell	Reference Cell	varies	varies	varies
<b>PVMeasurements<sup>a</sup></b>   Module Type Outdoor Reference Cell		Multiple configurations, including module packages available	Reference Cell	varies	varies	varies

## SPECTRORADIOMETERS & ROTATING SHADOWBAND RADIOMETERS

		Sensor	Measurement Description	Spectral Range	Sensitivity	Operating Temperature
<b>MS-700<sup>a</sup></b>   Spectroradiometer Permanent Outdoor Usage		Spectroradiometer for permanent outdoor usage	Spectral flux density over visible wavelengths	350 to 1050 nm	10 nm (spectral resolution FWHM)	-20° to 50°C
<b>WISER System (MS-711/MS-712)<sup>a</sup></b>   Spectroradiometer		Full spectrum spectroradiometer	Higher resolution spectral flux density over visible and NIR wavelengths	300 to 1700 nm	5 nm (MS-710), 7 nm (MS-712) spectral resolution	-10° to 40°C
<b>RSR2<sup>a</sup></b>   Rotating Shadowband Radiometer		Silicon-cell photodiode with rotating shadowband	Global, diffuse, and direct irradiance	400 to 1100 nm	0.2 kW m <sup>-2</sup> mV <sup>-1</sup>	-40° to 65°C

## SUN TRACKER

### SOLYS 2<sup>a</sup> | Sun Tracker



Sensor	Measurement Description	Sensitivity	Operating Temperature
Fully automatic sun tracker	BSRN level performance. Can be interfaced for status information over IP	< 0.1° passive tracking < 0.02° active tracking (with optional sun sensor)	-20° to +50°C

### STR-22G<sup>a</sup> | Sun Tracker



Sensor	Measurement Description	Sensitivity	Operating Temperature
Compact fully automatic sun tracker	BSRN level performance. Can be inter-fac-ed for status information over serial	± 0.01° (with sun sensor)	-40° to +50°C

## SOLAR TRACKER MOUNTING STANDS

### Sun Tracker Mounting Stands



Used With	Material	Heights	Allowable Wind Gusts
SOLYS 2 and EKO STR-22G	Hardened aluminum, corrosion-resistant	178 cm, 132 cm, or 86 cm	178 cm: 51 m/s 132 cm: 59 m/s 86 cm: 66 m/s

## ISO FIRST CLASS PYRHELIOMETER

### DR01<sup>a</sup> | ISO First Class Pyrheliometer



Features	Spectral Range	Sensitivity	Operating Temperature
<ul style="list-style-type: none"> <li>ISO First Class</li> <li>Heated window</li> <li>Option temperature sensor</li> <li>Optional temperature dependence characterization</li> </ul>	(0 to 2000) W/m <sup>2</sup>	10 x 10 <sup>-6</sup> V/(W/m <sup>2</sup> )	-40° to 80°C

### CHP1 | First Class Pyrheliometer



Features	Spectral Range	Sensitivity	Operating Temperature
<ul style="list-style-type: none"> <li>ISO First Class</li> <li>Built on legacy CH 1</li> <li>Built-in temperature sensors</li> <li>Excellent temperature dependence of sensitivity</li> </ul>	(200 to 4000) nm	7 to 14 μV/W/m <sup>2</sup>	-40° to +80°C

### MS-56<sup>a</sup> | ISO First Class Pyrheliometer



Features	Spectral Range	Sensitivity	Operating Temperature
<ul style="list-style-type: none"> <li>ISO First Class</li> <li>Ultra-fast response detector</li> <li>Excellent temperature stability</li> <li>Outdoors calibration</li> <li>Window heater</li> </ul>	200 to 4000 nm	6 to 10 μV/W/m <sup>2</sup>	-40° to 80°C

### NIP<sup>a</sup> | WMO First Class Pyrheliometer



Features	Spectral Range	Sensitivity	Operating Temperature
<ul style="list-style-type: none"> <li>Same geometric dimensions as AHF Cavity Radiometer</li> <li>Optional calibration can be performed against AHF</li> <li>Meets ISO Secondary Standard</li> </ul>	(0 to 1400) W/m <sup>2</sup>	8 μV/W/m <sup>2</sup>	-40° to 40°C

## ISO FIRST-CLASS STANDARD

### SR12<sup>a</sup> | ISO-First-Class Pyranometer



Features	Spectral Range	Sensitivity	Operating Temperature
<ul style="list-style-type: none"> <li>Meets ISO 9060 "solar energy test applications"</li> <li>Built in dome heater</li> <li>Low calibration uncertainty (first class)</li> </ul>	285 to 3000 nm	15 μV/W/m <sup>2</sup>	-40° to +80°C

### CMP6 | ISO-First-Class Pyranometer



Features	Spectral Range	Sensitivity	Operating Temperature
<ul style="list-style-type: none"> <li>Fully compliant with ISO 9060:1990</li> <li>Fast response time</li> <li>Long term stability characteristics</li> </ul>	285 to 2800 nm	5 to 20 μV/W/m <sup>2</sup>	-40° to +80°C



## ISO SECOND-CLASS STANDARD

**LP02** | ISO-Second Class  
Pyranometer



Features	Spectral Range	Sensitivity	Operating Temperature
<ul style="list-style-type: none"> <li>ISO 9060 Second Class</li> <li>Designed for continuous indoor and outdoor use</li> </ul>	305 to 2800 nm	15 $\mu\text{V/W/m}^2$	-40° to +80°C

**CMP3** | ISO-Second-Class  
Pyranometer



Features	Spectral Range	Sensitivity	Operating Temperature
<ul style="list-style-type: none"> <li>ISO 9060 Second Class</li> <li>Designed for continuous indoor and outdoor use</li> </ul>	300 to 2800 nm	5 to 20 $\mu\text{V/W/m}^2$	-40° to +80°C

## SILICON PYRANOMETERS

**LI200X** | Silicon Pyranometer



Features	Spectral Range	Sensitivity	Operating Temperature
<ul style="list-style-type: none"> <li>Long record of performance at NREL</li> <li>Cosine corrected miniature head</li> <li>Calibrated against Eppley PSP</li> </ul>	400 to 1100 nm	0.2 $\text{kW m}^{-2} \text{mV}^{-1}$	-40° to +65°C

**CS300** | Silicon Pyranometer



Features	Spectral Range	Sensitivity	Operating Temperature
<ul style="list-style-type: none"> <li>Patented dome-shape does not trap water or debris</li> <li>Excellent cosine response (silicon-cell pyranometer)</li> <li>Four year warranty</li> </ul>	360 to 1120 nm	5 $\text{mV/Wm}^{-2}$	-40° to +70°C

## WIND SPEED & WIND DIRECTION

**034B-L** | Wind Set

Good all purpose wind set



Sensor	Accuracy	Output Range	Operating Temperature
3-cup anemometer and wind vane	<u>Wind Speed</u> $\pm 0.1 \text{ m s}^{-1}$ or $\pm 1.1\%$ <u>Wind Direction</u> $\pm 4^\circ$	<u>Wind Speed</u> 0 to 50 $\text{m s}^{-1}$ <u>Wind Direction</u> 0° to 360°	-30° to +70°C

**03002-L** | Wind Sentry Set

Good all purpose wind set



Sensor	Accuracy	Output Range	Operating Temperature
3-cup anemometer and wind vane	<u>Wind Speed</u> $\pm 0.5 \text{ m s}^{-1}$ <u>Wind Direction</u> $\pm 5^\circ$	<u>Wind Speed</u> 0 to 50 $\text{m s}^{-1}$ <u>Wind Direction</u> 0° to 360°	-50° to 50°C

**05103-L** | Helicoid Wind Monitor

Designed to prevent ice buildup Rugged, Reliable  
Wind Measurements



Sensor	Accuracy	Output Range	Operating Temperature
heliocoid anemometer and wind vane	<u>Wind Speed</u> $\pm 0.3 \text{ m s}^{-1}$ <u>Wind Direction</u> $\pm 3^\circ$	<u>Wind Speed</u> 0 to 75 $\text{m s}^{-1}$ <u>Wind Direction</u> 0° to 360°	-50° to 50°C

**WS200-UMB<sup>a</sup>** | Heated  
Ultrasonic for SCE  
Applications



Sensor	Accuracy	Output Range	Operating Temperature
2-D sonic anemometer	<u>Wind Speed</u> $0.1 \text{ m s}^{-1}$ <u>Wind Direction</u> $< 3^\circ$	<u>Wind Speed</u> 0 to 90 $\text{m s}^{-1}$ <u>Wind Direction</u> 0° to 359.9°	-50° to 60°C

**CSAT3** | 3D Sonic  
Anemometer

Best instrument for flux and  
other high-level turbulence  
research projects



Sensor	Accuracy	Output Range	Operating Temperature
3-D sonic anemometer	<u>Resolution</u> ux, uy: 1 $\text{mm s}^{-1} \text{rms}$ uz: 0.5 $\text{mm s}^{-1} \text{rms}$ c: 15 $\text{mm s}^{-1} (0.025^\circ\text{C}) \text{rms}$ <u>Wind Direction</u> $0.06^\circ$	<u>Full Scale Wind</u> $\pm 65.535 \text{ m s}^{-1}$	-50° to 70°C

## BAROMETRIC PRESSURE SENSORS

**CS100** (Setra 278) | Standard Barometer  
Reliable and accurate








Signal Type/Output	Measurement Description	Output Range	Operating Temperature
analog voltage	barometric pressure	600 to 1100 mb <sup>b</sup>	-40° to 60°C

**092-L** | Includes Weather-proof Enclosure  
Reliable and accurate










Signal Type/Output	Measurement Description	Output Range	Operating Temperature
analog voltage	barometric pressure	600 to 1100 mb	-40° to 55°C

## TEMPERATURE & RELATIVE HUMIDITY

		Signal Type/Output	Measurement Description	Output Range	Operating Temperature
<b>CS215-L</b>   Reliable and easy to maintain		SDI-12	temperature relative humidity	Temperature -40° to 70°C Relative Humidity 0 to 100%	-40° to 70°C
<b>083E-L</b>   Accurate and reliable sensor		analog voltage	temperature relative humidity	Temperature -50° to 50°C Relative Humidity 0 to 100%	-50° to 50°C
<b>HC253-L</b>   Accurate and rugged		analog voltage	temperature relative humidity	Temperature -40° to 60°C Relative Humidity 0 to 100%	-40° to 100°C
<b>43347-L</b>   Highly accurate RTD for atmospheric stability monitoring $\pm 0.1^\circ\text{C}$ accuracy with NIST calibration		analog voltage	temperature	$\pm 50^\circ\text{C}$	$\pm 50^\circ\text{C}$
<b>43502-L</b>   Aspirated Shield, provides more accurate measurement		NA	Delta T: $<0.05^\circ\text{C}$ RMS with like shields	5 to 11 m s <sup>-1</sup>	-50° to 60°C

## OTHER

		Signal Type/Output	Measurement Description	Measurement Range	Operating Temperature
<b>CS120A</b>   Visibility Sensor High Performance Visibility Measurements		RS-232, RS-485	Meteorological Observable Range (MOR)	12 m to 32 km	-25° to 60°C
<b>SR50A-L</b>   Sonic Ranging Sensor used to measure snow depth		SDI-12, RS-232, RS-485	snow depth	0.5 to 10 m (1.6 to 32.8 ft)	-45° to +50°C
<b>LWS-L</b>   Surface Wetness Sensor Dielectric sensor to determine presence of water and ice		analog voltage	dry, frosted, wet	250 mV to 1500 mV, millivolt reading relates to moisture state	-20° to 60°C
<b>CS135</b>   LIDAR Ceilometer Sensitive, Long Range Cloud Measurement		RS-232, RS-485	cloud height and vertical visibility	5 m to 10 km: up to four cloud layers reported	-40° to 60°C
<b>CS616-L</b>   Soil Water Content Reflectometer		$\pm 0.7$ V square wave with frequency dependent on water content	soil volumetric water content	0% to saturation	0° to 70°C
<b>WS600-UMB<sup>a</sup></b>   All-in-One Weather Sensor Meets CAISO		SDI-12, Modbus	air temperature, RH, PPT, BP, WD, WS	Temperature: -50° to 60°C RH: 0 to 100% Precipitation: 0.3 to 5 mm Barometric pressure: 300 to 1200 mb Wind direction: 0° to 359.9° Wind speed: 0 to 90 m s <sup>-1</sup>	-50° to 60°C
<b>CC5MPX</b>   Digital Camera High resolution, Low power		PakBus, FTP, email, Web page	image or video	Field of View: 27° to 80°	-40° to 60°C

### NOTES:

<sup>a</sup> Item is special ordered and cabled by Campbell Scientific.

<sup>b</sup> The CS100 is available in special ranges of 500 to 1100 and 800 to 1110 mb; contact Campbell Scientific for more information.



# Solar Resource Assessments

## *Ground data from Campbell Scientific dataloggers reduces solar project finance costs*

The utility-scale solar industry specifies Campbell Scientific equipment to measure irradiance and other environmental conditions both before and during solar power generation.

These solar-monitoring stations, when accompanied by a data-quality program, generate low uncertainty datasets used to model energy production. In this way, Campbell Scientific and system integrators like GroundWork Renewables make renewable energy projects possible by reducing capital financing costs and increasing the bankability of the projects.

GroundWork designs, builds, installs, and maintains stations to meet project requirements, including plant type, size, ISO (CAISO), or PPA (e.g., SCE, PGE), and offers a rigorous data-quality program (GroundWatch) that uses Campbell Scientific's Loggernet. The integrators turn to Campbell Scientific for dataloggers, enclosures, sensors, communication, remote power, and mounting equipment.

For irradiance and ancillary weather data measurements, the stations are based on a Campbell datalogger installed on a temporary meteorological tower with remote power and cellular or satellite communication. The stations can measure any and all irradiance components, wind speed and direction, relative humidity, temperature, barometric pressure, and precipitation.

With stations deployed across the country, there are all-weather options with pyranometer ventilators and heaters and heated ancillary sensors. To further assist power modelers, soiling study stations can be integrated into the Campbell logger to analyze soiling trends, effects of weather events and module cleaning requirements.

Independent engineers and developers take the ground data to tune the satellite estimates, generating an adjusted historical time series for the site. The resource assessment that most closely represents solar irradiance at the project site is used to model the plant's energy output.



More info: +61 (0)7 4401 7700

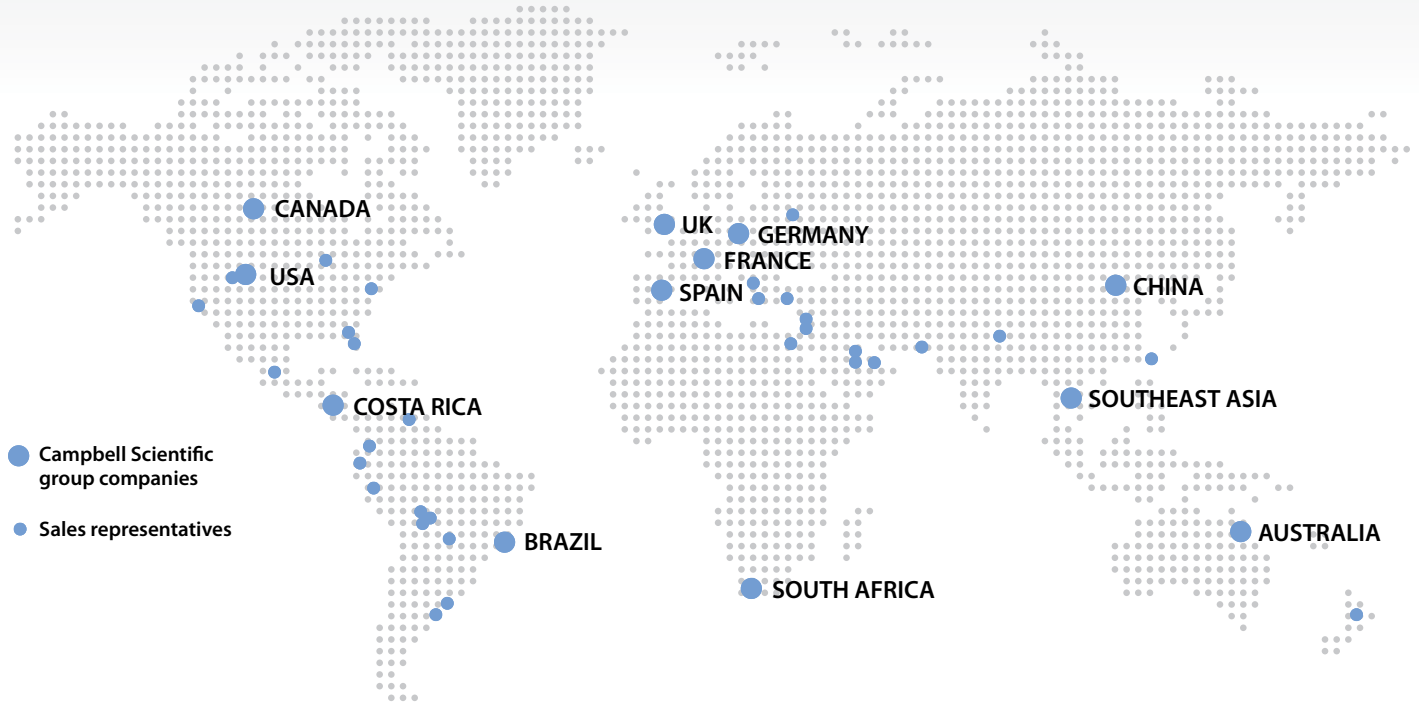
[campbellsci.com.au/solar-energy](http://campbellsci.com.au/solar-energy)





## Global Sales & Support Network

*A worldwide network of companies to help meet your needs*



### Australia

**Location:** Garbutt, QLD Australia  
**Phone:** 61.7.4401.7700  
**Email:** [info@campbellsci.com.au](mailto:info@campbellsci.com.au)  
**Website:** [www.campbellsci.com.au](http://www.campbellsci.com.au)

### Brazil

**Location:** São Paulo, SP Brazil  
**Phone:** 11.3732.3399  
**Email:** [vendas@campbellsci.com.br](mailto:vendas@campbellsci.com.br)  
**Website:** [www.campbellsci.com.br](http://www.campbellsci.com.br)

### China

**Location:** Beijing, P. R. China  
**Phone:** 86.10.6561.0080  
**Email:** [info@campbellsci.com.cn](mailto:info@campbellsci.com.cn)  
**Website:** [www.campbellsci.com](http://www.campbellsci.com)

### Canada

**Location:** Edmonton, AB Canada  
**Phone:** 780.454.2505  
**Email:** [dataloggers@campbellsci.ca](mailto:dataloggers@campbellsci.ca)  
**Website:** [www.campbellsci.ca](http://www.campbellsci.ca)

### Costa Rica

**Location:** Santo Domingo, Costa Rica  
**Phone:** 506.2244.4489  
**Email:** [info@campbellsci.cc](mailto:info@campbellsci.cc)  
**Website:** [www.campbellsci.cc](http://www.campbellsci.cc)

### France

**Location:** Antony, France  
**Phone:** 0033.0.1.56.45.15.20  
**Email:** [info@campbellsci.fr](mailto:info@campbellsci.fr)  
**Website:** [www.campbellsci.fr](http://www.campbellsci.fr)

### Germany

**Location:** Bremen, Germany  
**Phone:** 49.0.421.460974.0  
**Email:** [info@campbellsci.de](mailto:info@campbellsci.de)  
**Website:** [www.campbellsci.de](http://www.campbellsci.de)

### South Africa

**Location:** Somerset West, South Africa  
**Phone:** 27.21.8800885  
**Email:** [cleroux@csafrica.co.za](mailto:cleroux@csafrica.co.za)  
**Website:** [www.csafrica.co.za](http://www.csafrica.co.za)

### Southeast Asia

**Location:** Bangkok, Thailand  
**Phone:** 34.93.2323938  
**Email:** [thitipongc@campbellsci.asia](mailto:thitipongc@campbellsci.asia)  
**Website:** [www.campbellsci.asia](http://www.campbellsci.asia)

### Spain

**Location:** Barcelona, Spain  
**Phone:** 66-2-719-3399  
**Email:** [info@campbellsci.es](mailto:info@campbellsci.es)  
**Website:** [www.campbellsci.es](http://www.campbellsci.es)

### UK

**Location:** Shephed, Loughborough, UK  
**Phone:** 44.0.1509.601141  
**Email:** [sales@campbellsci.co.uk](mailto:sales@campbellsci.co.uk)  
**Website:** [www.campbellsci.co.uk](http://www.campbellsci.co.uk)

### USA

**Location:** Logan, UT USA  
**Phone:** 435.227.9000  
**Email:** [info@campbellsci.com](mailto:info@campbellsci.com)  
**Website:** [www.campbellsci.com](http://www.campbellsci.com)

**Other Locations:** Sales and support are provided in many other locations through an extensive network of international reps. For the full list, please visit [www.campbellsci.com.au/directory](http://www.campbellsci.com.au/directory).



411 Bayswater Road | Garbutt, QLD 4814 | +61 (0)7 4401 7700 | [www.campbellsci.com.au](http://www.campbellsci.com.au)  
 USA | AUSTRALIA | BRAZIL | CANADA | CHINA | COSTA RICA | FRANCE | GERMANY | SE ASIA | SOUTH AFRICA | SPAIN | UK

More info: +61 (0)7 4401 7700  
[www.campbellsci.com.au/directory](http://www.campbellsci.com.au/directory)

