

# INSTRUCTION MANUAL



**CR10XTCR**  
**Thermocouple Reference**

Revision: 1/03

# **Warranty and Assistance**

---

The **CR10XTCR THERMOCOUPLE REFERENCE** is warranted by CAMPBELL SCIENTIFIC, INC. to be free from defects in materials and workmanship under normal use and service for twelve (12) months from date of shipment unless specified otherwise. Batteries have no warranty. CAMPBELL SCIENTIFIC, INC.'s obligation under this warranty is limited to repairing or replacing (at CAMPBELL SCIENTIFIC, INC.'s option) defective products. The customer shall assume all costs of removing, reinstalling, and shipping defective products to CAMPBELL SCIENTIFIC, INC. CAMPBELL SCIENTIFIC, INC. will return such products by surface carrier prepaid. This warranty shall not apply to any CAMPBELL SCIENTIFIC, INC. products which have been subjected to modification, misuse, neglect, accidents of nature, or shipping damage. This warranty is in lieu of all other warranties, expressed or implied, including warranties of merchantability or fitness for a particular purpose. CAMPBELL SCIENTIFIC, INC. is not liable for special, indirect, incidental, or consequential damages.

Products may not be returned without prior authorization. The following contact information is for US and International customers residing in countries served by Campbell Scientific, Inc. directly. Affiliate companies handle repairs for customers within their territories. Please visit [www.campbellsci.com](http://www.campbellsci.com) to determine which Campbell Scientific company serves your country. To obtain a Returned Materials Authorization (RMA), contact CAMPBELL SCIENTIFIC, INC., phone (435) 753-2342. After an applications engineer determines the nature of the problem, an RMA number will be issued. Please write this number clearly on the outside of the shipping container. CAMPBELL SCIENTIFIC's shipping address is:

**CAMPBELL SCIENTIFIC, INC.**

RMA# \_\_\_\_\_

815 West 1800 North

Logan, Utah 84321-1784

CAMPBELL SCIENTIFIC, INC. does not accept collect calls.

# **CR10XTCR Table of Contents**

---

*PDF viewers note: These page numbers refer to the printed version of this document. Use the Adobe Acrobat® bookmarks tab for links to specific sections.*

<b>1. General .....</b>	<b>1</b>
1.1 Specifications.....	1
<b>2. Accuracy — Temperature Sensor .....</b>	<b>1</b>
<b>3. Installation and Wiring .....</b>	<b>2</b>
<b>4. Programming .....</b>	<b>3</b>
<b>5. Instruction 11 Details.....</b>	<b>4</b>
<b>6. Electrically Noisy Environments .....</b>	<b>6</b>



# CR10XTCR Thermocouple Reference

---

## 1. General

The Model CR10XTCR Probe contains a thermistor for measuring temperature and is used as a reference temperature for thermocouples measured with the CR10X. It is installed between the two terminal stripes in the wiring panel. After all the thermocouples are wired, the wiring panel cover is installed to minimize temperature gradients on the terminal strip.

### 1.1 Specifications

Temperature Measurement Range:  $-35^{\circ}$  to  $+50^{\circ}\text{C}$

Thermistor Interchangeability Error: Typically  $<\pm 0.2^{\circ}\text{C}$  over  $0^{\circ}\text{C}$  to  $60^{\circ}\text{C} \pm 0.4$  @  $-35^{\circ}\text{C}$ .

Polynomial Linearization Error:  $<\pm 0.5^{\circ}\text{C}$  over  $-35^{\circ}\text{C}$  to  $+50^{\circ}\text{C}$ .

## 2. Accuracy — Temperature Sensor

The overall probe accuracy is a combination of the thermistor's interchangeability specification, the precision of the bridge resistors, and the polynomial error. In a "worst case" all errors add to an accuracy of  $\pm 0.4^{\circ}\text{C}$  over the range of  $-24^{\circ}$  to  $48^{\circ}\text{C}$  and  $\pm 0.9^{\circ}\text{C}$  over the range of  $-38^{\circ}\text{C}$  to  $53^{\circ}\text{C}$ . The major error component is the interchangeability specification of the thermistor, tabulated in Table 1. For the range of  $0^{\circ}$  to  $50^{\circ}\text{C}$  the interchangeability error is predominantly offset. The bridge resistors are 0.1% tolerance with a 10 ppm temperature coefficient. Polynomial errors are tabulated in Table 2 and plotted in Figure 1.

<b>TABLE 1. Thermistor Interchangeability Specification</b>	
<b>Temperature (<math>^{\circ}\text{C}</math>)</b>	<b>Temperature Tolerance (<math>\pm^{\circ}\text{C}</math>)</b>
-40	0.40
-30	0.40
-20	0.32
-10	0.25
0 to +50	0.20

<b>TABLE 2. Polynomial Error</b>	
-40 to +56	$<\pm 1.0^{\circ}\text{C}$
-38 to +53	$<\pm 0.5^{\circ}\text{C}$
-24 to +48	$<\pm 0.1^{\circ}\text{C}$

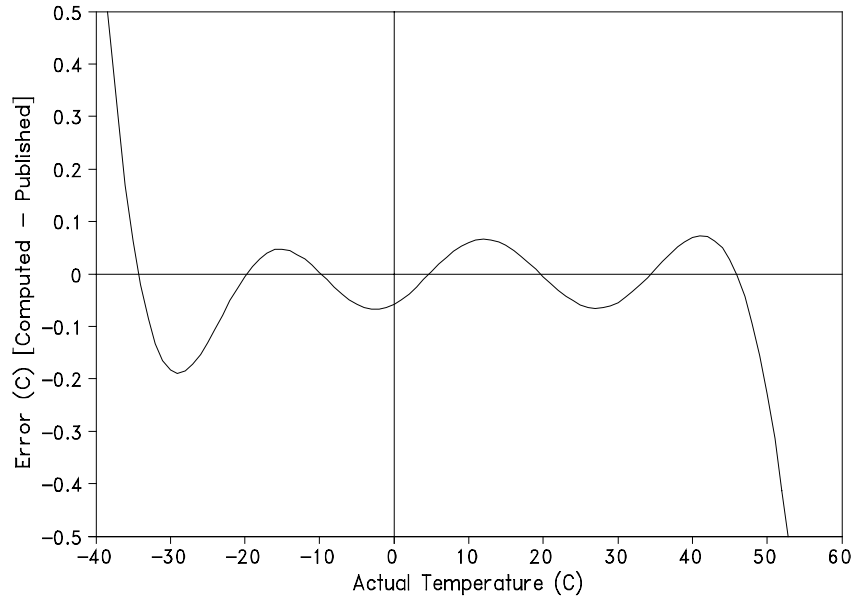


FIGURE 1. Error Produced by Polynomial Fit to Published Values

### 3. Installation and Wiring

The wiring diagram for the CR10XTCR is shown in Figure 1. The probe requires a single-ended analog input channel and an excitation channel. After the CR10XTCR and thermocouple are connected to the datalogger, install the wiring panel cover (Figure 2 and 3).

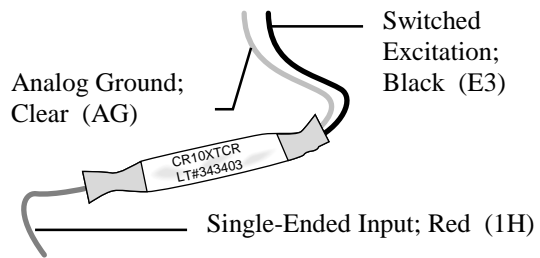


FIGURE 2. Wiring Diagram




FIGURE 3. Wiring Panel, CR10XTCR, and Wiring Panel Cover

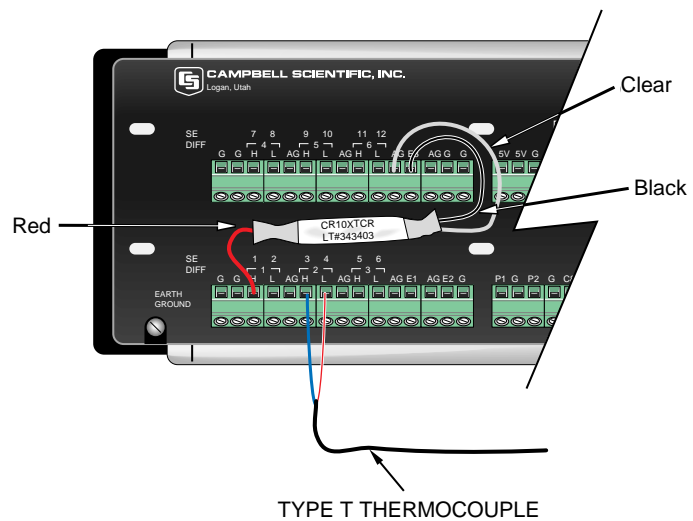


FIGURE 4. CR10XTCR Installed on the CR10X Wiring Panel

## 4. Programming

Instruction 11 is used to measure the CR10XTCR. Instruction 11 provides AC excitation, makes a single ended voltage measurement, and calculates temperature with a fifth order polynomial. A multiplier of 1.0 and an offset of 0.0 yields temperature in Celsius. For Fahrenheit, use a multiplier of 1.8 and an offset of 32.

---

**CAUTION**

The reference temperature for thermocouples must be in degrees Celsius.

---

**EXAMPLE 1. Sample CR10X Instructions**

```

01: Temp 107 Probe (P11)
01: 1      Rep
02: 1      IN Chan
03: 3      Excite all reps w/EXchan 3
04: 15*    Loc [:Ref_Temp]
05: 1      Mult
06: 0      Offset
    
```

\* Proper entries will vary with program and input location.

## 5. Instruction 11 Details

Understanding the details in this section are not necessary for general operation of the CR10XTCR with Campbell Scientific's dataloggers.

Instruction 11 outputs a precise 2 VAC excitation and measures the voltage drop due to the sensor resistance (Figure 5). The thermistor resistance changes with temperature. Instruction 11 calculates the ratio of voltage measured to excitation voltage ( $V_s/V_x$ ) which is related to resistance, as shown below:

$$V_s/V_x = 1000/(R_s+249000+1000)$$

where  $R_s$  is the resistance of the thermistor.

See the measurement section of the datalogger manual for more information on bridge measurements.

Instruction 11 then calculates temperature using a fifth order polynomial equation correlating  $V_s/V_x$  with temperature. The polynomial coefficients are given in Table 3. The polynomial input is  $(V_s/V_x)*800$ . Resistance and datalogger output at several temperatures are shown in Table 4.

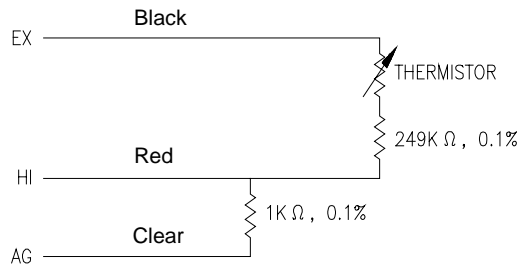


FIGURE 5. CR10XTCR Reference Temperature Schematics



<b>TABLE 3. Temperature, Resistance, and Datalogger Output</b>		
<b>Temperature °C</b>	<b>Resistance OHMS</b>	<b>Output °C</b>
-40.00	4067212	-39.18
-38.00	3543286	-37.55
-36.00	3092416	-35.83
-34.00	2703671	-34.02
-32.00	2367900	-32.13
-30.00	2077394	-30.18
-28.00	1825568	-28.19
-26.00	1606911	-26.15
-24.00	1416745	-24.11
-22.00	1251079	-22.05
-20.00	1106485	-20.00
-18.00	980100	-17.97
-16.00	869458	-15.95
-14.00	772463	-13.96
-12.00	687276	-11.97
-10.00	612366	-10.00
-8.00	546376	-8.02
-6.00	488178	-6.05
-4.00	436773	-4.06
-2.00	391294	-2.07
0.00	351017	-0.06
2.00	315288	1.96
4.00	283558	3.99
6.00	255337	6.02
8.00	230210	8.04
10.00	207807	10.06
12.00	187803	12.07
14.00	169924	14.06
16.00	153923	16.05
18.00	139588	18.02
20.00	126729	19.99
22.00	115179	21.97
24.00	104796	23.95
26.00	95449	25.94
28.00	87026	27.93
30.00	79428	29.95
32.00	72567	31.97
34.00	66365	33.99
36.00	60752	36.02
38.00	55668	38.05
40.00	51058	40.07
42.00	46873	42.07
44.00	43071	44.05
46.00	39613	46.00
48.00	36465	47.91
50.00	33598	49.77
52.00	30983	51.59
54.00	28595	53.35
56.00	26413	55.05
58.00	24419	56.70
60.00	22593	58.28

<b>Coefficient</b>	<b>Value</b>
C0	-53.4601
C1	90.807
C2	-83.257
C3	52.283
C4	-16.723
C5	2.211

## 6. Electrically Noisy Environments

AC power lines can be the source of electrical noise. If the datalogger is in an electronically noisy environment, the CR10XTCR temperature measurement should be measured with the AC half bridge (Instruction 5) with the 60 Hz rejection integration option on the CR10X (see Section 13 of the datalogger manual for more information on noise). Instruction 11's fast integration will not reject 60 Hz noise.

### Example 2. Sample CR10X Instructions Using AC Half Bridge

```

01: AC Half Bridge (P5)
  01: 1      Rep
  02: 22     7.5 mV 60 Hz rejection Range
  03: 1      IN Chan
  04: 3      Excite all reps w/EXchan 3
  05: 2000   mV Excitation
  06: 15*    Loc [:Ref_Temp]
  07: 800    Mult
  08: 0      Offset

02: Polynomial (P55)
  01: 1      Rep
  02: 15*    X Loc Air Temp
  03: 15*    F(X) Loc [:Ref_Temp]
  04: -53.46 C0
  05: 90.807 C1
  06: -83.257 C2
  07: 52.283 C3
  08: -16.723 C4
  09: 2.211  C5

```

\* Proper entries will vary with program and input location assignments.



## **Campbell Scientific Companies**

---

### **Campbell Scientific, Inc. (CSI)**

815 West 1800 North  
Logan, Utah 84321  
UNITED STATES  
www.campbellsci.com  
info@campbellsci.com

### **Campbell Scientific Africa Pty. Ltd. (CSAf)**

PO Box 2450  
Somerset West 7129  
SOUTH AFRICA  
www.csafrica.co.za  
sales@csafrica.co.za

### **Campbell Scientific Australia Pty. Ltd. (CSA)**

PO Box 444  
Thuringowa Central  
QLD 4812 AUSTRALIA  
www.campbellsci.com.au  
info@campbellsci.com.au

### **Campbell Scientific do Brazil Ltda. (CSB)**

Rua Luisa Crapsi Orsi, 15 Butantã  
CEP: 005543-000 São Paulo SP BRAZIL  
www.campbellsci.com.br  
suporte@campbellsci.com.br

### **Campbell Scientific Canada Corp. (CSC)**

11564 - 149th Street NW  
Edmonton, Alberta T5M 1W7  
CANADA  
www.campbellsci.ca  
dataloggers@campbellsci.ca

### **Campbell Scientific Ltd. (CSL)**

Campbell Park  
80 Hathern Road  
Shepshed, Loughborough LE12 9GX  
UNITED KINGDOM  
www.campbellsci.co.uk  
sales@campbellsci.co.uk

### **Campbell Scientific Ltd. (France)**

Miniparc du Verger - Bat. H  
1, rue de Terre Neuve - Les Ulis  
91967 COURTABOEUF CEDEX  
FRANCE  
www.campbellsci.fr  
campbell.scientific@wanadoo.fr

### **Campbell Scientific Spain, S. L.**

Psg. Font 14, local 8  
08013 Barcelona  
SPAIN  
www.campbellsci.es  
info@campbellsci.es