





1

Wire to Data Logger

-  White SDI-12 Signal (C or U)
-  Brown Power Line (12V)
-  Black Power Ground (G)
-  Clear Earth Ground (\oplus)

2

Scan to Open Manual



Quick Deploy Guide

(See other side for deployment instructions)



TempVue50 SDI-12

www.campbellsci.com/tempvue50