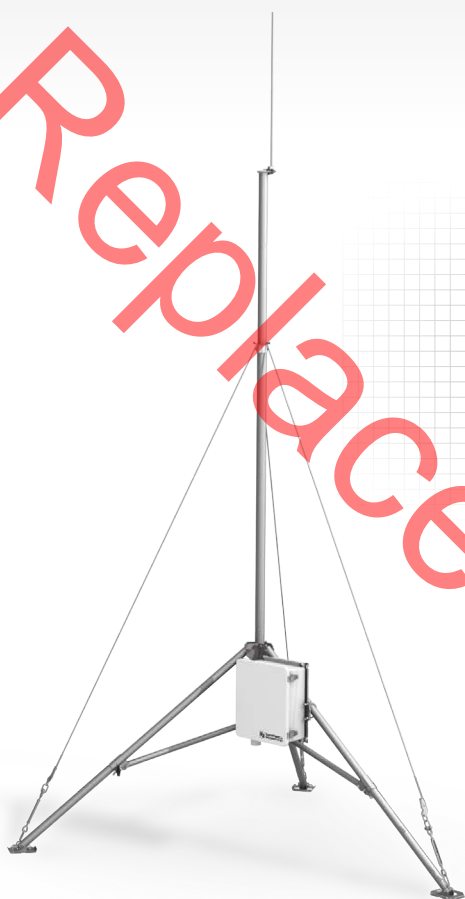


Light, Adjustable, Rugged

Galvanized tubing is light, strong,
and corrosion-resistant



◀ A CM106 with the optional guy kit and an enclosure mounted to the leg base.

Overview

The CM106 is a general purpose tripod that can be used for mounting sensors, solar panels, antennas, and instrument enclosures. It is constructed from galvanized steel, with individually

adjusted legs that allow installation over uneven terrain. Height of the mast is 2.1 m (7 ft) or 3 m (10 ft) with the mast extension.

Benefits and Features

- › Support for meteorological sensors, hydrological sensors, sensor mounts, solar panels, environmental enclosures
- › Portable instrument mount
- › Lightning and grounding rods, grounding cables, grounding cable clamps, ground stakes, and UV-resistant cable ties included
- › Enclosures can be mounted on tripod leg, as well as mast

Technical Description

The CM106 includes lightning and grounding rods, grounding cables, UV resistant cable ties, and stakes for securing the tripod feet to the ground. An optional guy kit is recommended for sites that may experience high wind speeds. Instrument enclosures can be purchased with mounting brackets that attach to either the mast or leg base.

The CM106 can be used for a variety of applications. For meteorological stations, sensors are mounted to the tripod using mounting brackets appropriate for the model of sensor. For non-meteorological applications, the tripod can be used to mount instrument enclosures, solar panels, junction boxes, or antennas.



Compatible Equipment

The CM106K Tripod Kit is intended for overseas customers. It contains hardware for constructing a tripod. The galvanized steel pipes used for the mast, legs, and leg braces are purchased locally, which greatly reduces overseas shipping costs. Specifically, the customer will need to purchase the following:

- (1) 1 1/2 in NPS schedule 40 (DN 40 mm) steel pipe with 254 cm (100.0 in) length
- (3) DN 20 mm (3/4 in NPS schedule 40) steel pipes with 182.9 cm (72.0 in) length
- (3) DN 20 mm (3/4 in NPS schedule 40) steel pipes with 121.9 cm (48.0 in) length

Ordering Information

Tripod and Tripod Kits

- CM106** 2.1 m (7 ft) or 3 m (10 ft) galvanized-steel tripod with grounding kit
CM106K CM106 Tripod Kit

Common Accessory

- 27117** Optional tripod guy kit for the CM106


Specifications

- Measurement Height
 - Upper Mast Retracted: 2.1 m (7 ft)
 - Upper Mast Extended: 3 m (10 ft)
- Vertical Load Limit: 45 kg (100 lb)
- Mast Outer Diameter
 - Main Lower: 48 mm (1.90 in)
 - Retractable Upper: 44 mm (1.74 in)
- Base Diameter: 2.8 m (9.3 ft)
- Leveling Adjustment: Slide collars on each leg adjust individually
- Leg Base: 10.2 cm (4 in) by 12.7 cm (5 in) with four 15.5 mm (0.62 in) holes for stakes
- Portability: Collapsible to 20.3 cm (8 in) diameter by 1.8 cm (6 ft) length
- Maximum Slope Angle^a: 22° or 40% grade
- Weight with Mast: 18 kg (40 lb)
- Maximum Allowable Wind^b

Tripod Configuration	Sustained Wind	Wind Gust
Mast Extended, Unguyed	29 m s ⁻¹ (65 mph)	38 m s ⁻¹ (84 mph)
Mast Retracted, Unguyed	36 m s ⁻¹ (80 mph)	46 m s ⁻¹ (104 mph)
Mast Extended, Guyed	45 m s ⁻¹ (100 mph)	58 m s ⁻¹ (130 mph)
Mast Retracted, Guyed	51 m s ⁻¹ (115 mph)	67 m s ⁻¹ (150 mph)

^aMaximum slope angle specification assumes that the leg clamp pins are engaged in the holes under the legs, and that one leg points downhill while the other two legs point uphill.


^bAllowable wind speed values assume an ENC14/16 enclosure mounted at the mast base; an SP10 solar panel mounted at the mast base; crossarm and sensors with a 0.13 m² (1.4 ft²) projected area that's mounted at the mast top; and adequate ground anchors.



A close up of the adjustable leg clamp.



An enclosure mounted to the mast of the CM106.



An enclosure mounted to the leg base of the CM106.